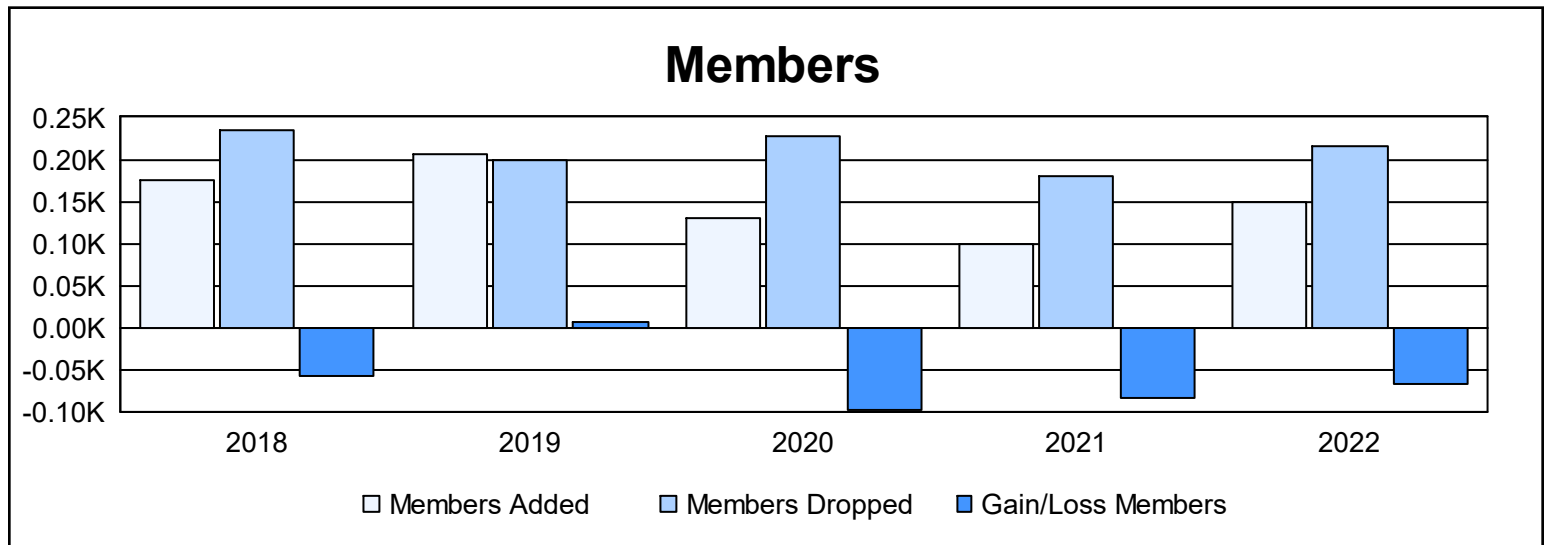
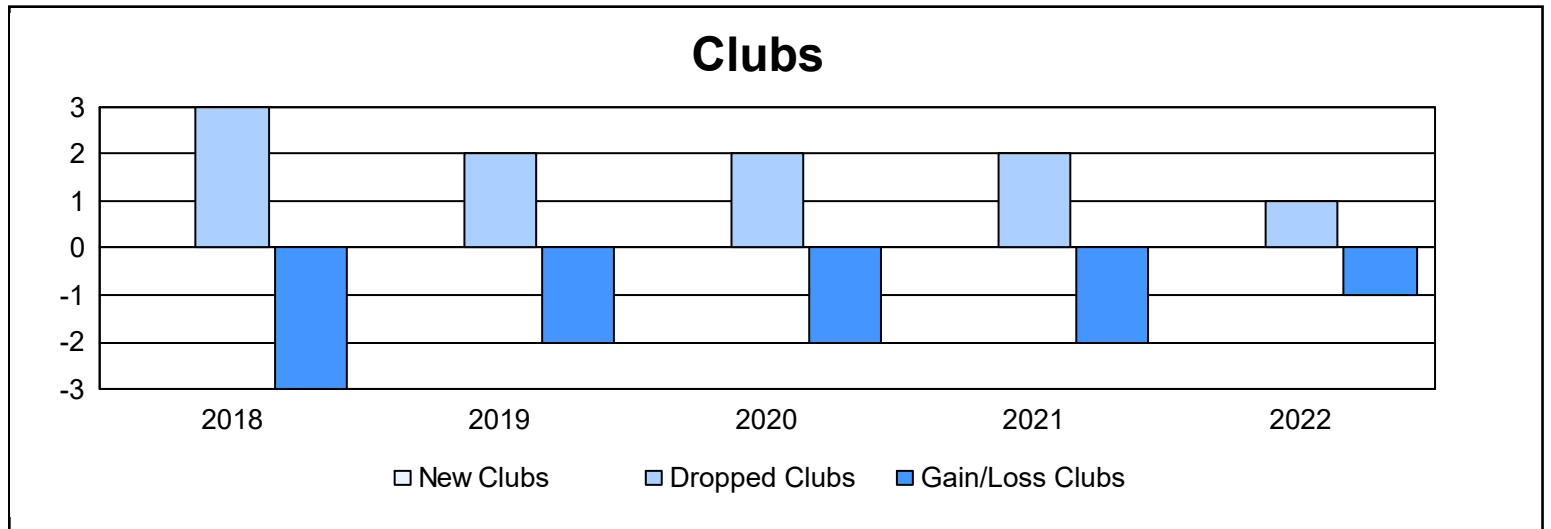
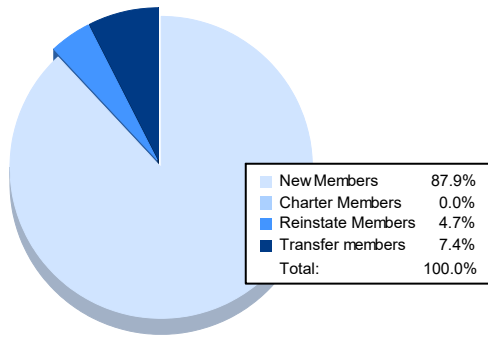


| Year           | New Clubs | Dropped Clubs | Gain/ Loss Clubs | New Members | Charter Members | Reinstate Members | Transfer Members | Total Member Added | Total Members Dropped | Gain/ Loss Members |
|----------------|-----------|---------------|------------------|-------------|-----------------|-------------------|------------------|--------------------|-----------------------|--------------------|
| 2017-2018      | 0         | 3             | -3               | 158         | 0               | 14                | 4                | 176                | 234                   | -58                |
| 2018-2019      | 0         | 2             | -2               | 173         | 0               | 27                | 5                | 205                | 199                   | 6                  |
| 2019-2020      | 0         | 2             | -2               | 119         | 1               | 5                 | 6                | 131                | 228                   | -97                |
| 2020-2021      | 0         | 2             | -2               | 85          | 0               | 8                 | 5                | 98                 | 181                   | -83                |
| 2021-2022      | 0         | 1             | -1               | 131         | 0               | 7                 | 11               | 149                | 216                   | -67                |
| <b>Average</b> | <b>0</b>  | <b>2</b>      | <b>-2</b>        | <b>133</b>  | <b>0</b>        | <b>12</b>         | <b>6</b>         | <b>152</b>         | <b>212</b>            | <b>-60</b>         |



### Membership Composition June 2022 Cumulative



### Gender Composition June 2022 Cumulative

